

Learn how to activate a secondhand eBook

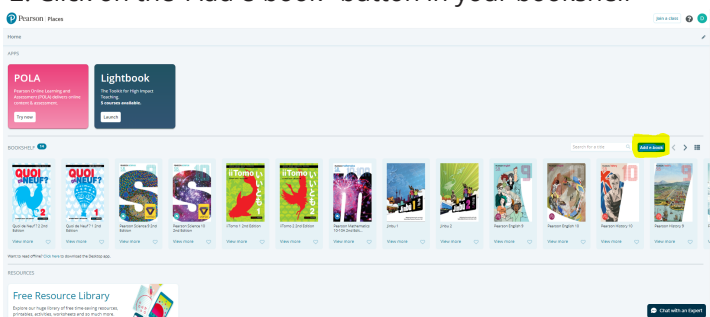
Pearson Places brings all of Pearson's digital learning tools into one, easily accessible, online location. If you've bought a secondhand textbook, and the access code in the book has already been activated, you can reactivate the eBook with a reactivation code. Reactivation codes look like access codes, but the first three digits are always 'REA'.

Get started with your access and reactivation code

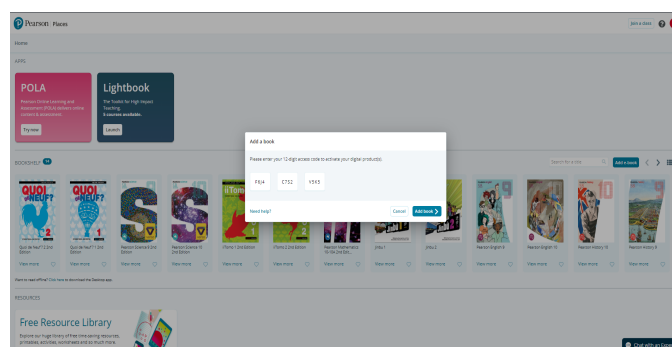
To get started you'll need a reactivation code and an access code from the book, this is usually printed inside the front or back cover. If you don't have an access code or a reactivation code (or both) please head to our FAQs below.

1. Go to Pearson Places (pearsonplaces.com.au) and enter your email address to log in. If you don't have an account, please select sign-up in the top right of the page and follow the prompts to create one.

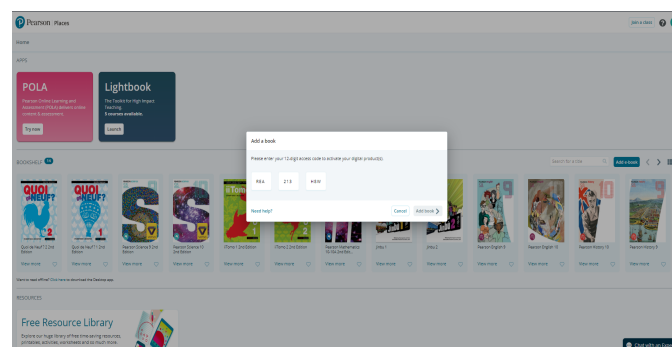
2. Click on the 'Add e-book' button in your bookshelf



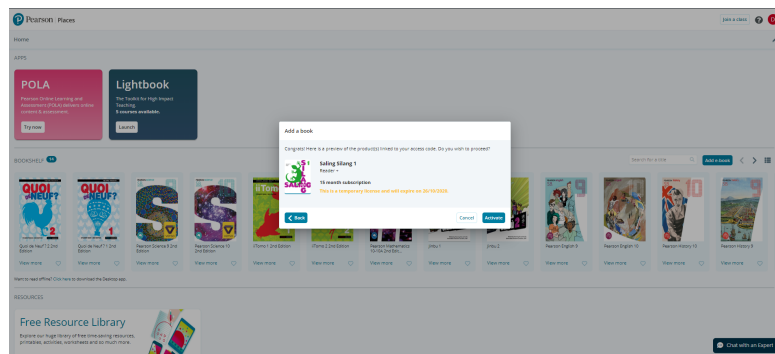
3. Type in the 12 digit access code from your secondhand book and hit 'Add book'.



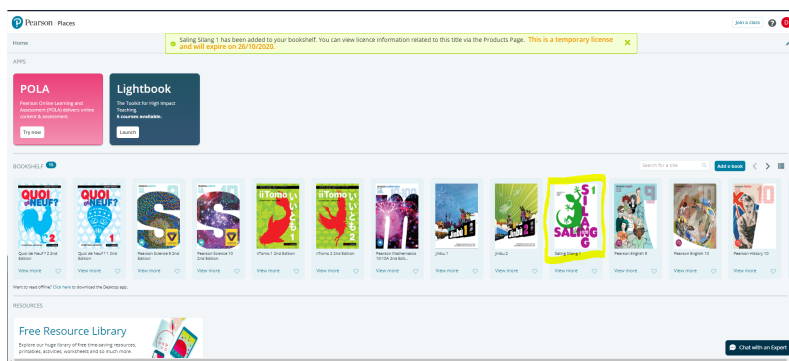
4. Then type in your reactivation code and hit 'Add book'.



5. A preview of your eBook will show on your screen. Make sure it's the right eBook, if it's the right one then click the 'Activate' button.
If it's not click the 'Back' button and repeat the process. If you need assistance contact the Customer Care team via Live Chat, email help@pearson.com.au or Call us on 1300 4 PEARSON (1300 473 277)



6. Your eBook is added to your bookshelf, a message to review your license will appear at the top of the page.



FAQs

When activating my access code I received a 'Looks like that access code is invalid' message.

Please try again to make sure your code was entered correctly. If the error keeps happening, please contact us.

When activating my access code I received a 'This code is already in use' message.

It looks like this code was already activated recently. If you didn't activate it, please contact us so that we can investigate further. Please reach out to us.

I don't have an access code.

Access codes are 12 digits and contain both letters and numbers. It should be printed inside the front or back cover of your book. If you can't find your access code, please reach out to us.

I don't have a reactivation code.

Please contact your bookseller to purchase a reactivation code. If you need any help finding a bookseller to purchase one, please reach out to us.

I have a new book with a code in it. How do I get my eBook on Pearson Places?

Just follow steps 1-4. For new books, you do not need to enter a separate reactivation code, just the code that is in the book.

How do I know if I have an access code or a voucher code?

Access codes are 12 characters long, with alternating letters and numbers. For example; A1B2-C3D4-E5F6.

Reactivation codes are also 12 characters long with both numbers and letters, but they all start with 'REA'.

If you have any difficulties or need assistance, please contact us;

Phone: **1300 473 277** Email: **help@pearson.com.au**



Pearson Places.
Your place, your digital toolbox.