

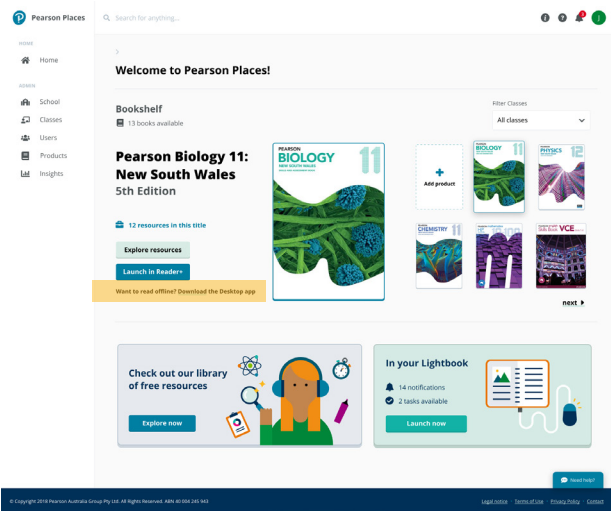
Student guide

Learn how to download eBooks and access them offline

Pearson Places brings all of Pearson's digital learning tools into one, easily accessible, online location. Before you start using it to plan and learn, you'll need to know how to download and access your eBooks.

In this guide, you'll learn how to download Reader+ titles through Pearson Places, so that you can access your eBooks even when you don't have an internet connection.

1. Log in to Pearson Places.
2. Click on 'Download'.



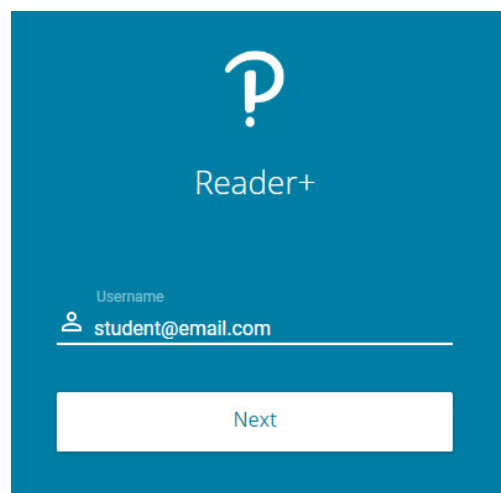
3. You'll be taken to the Reader+ download page. Choose the right operating system for your device to continue.

4. The Pearson Reader+ desktop app will download onto your device.



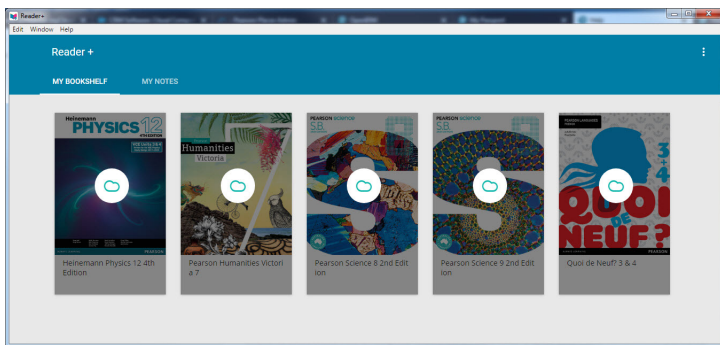
Now that you have the Reader+ desktop app, you can download all your eBooks so you can access them offline.

5. Log in to the Reader+ desktop app with your Pearson Places username and password.




Download eBooks and access them offline

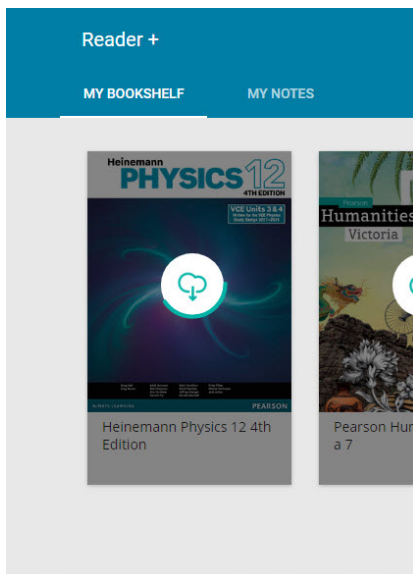
6. You should be able to see all of your eBooks available to download. A cloud icon shows that the eBook is available to download.




9. When you see the green circle with the tick your eBook has downloaded and is ready to use. Select the eBook to open it.



7. Select the ebook icon and it will start downloading. We suggest downloading the eBooks one at a time when you have a strong internet connection. Follow the green line around the cloud icon to see the progress of the download.



8. When you see the 'unpack' icon, the eBook is in the final stage of downloading and will finish downloading shortly.



FAQs

Do I need to download my Reader+?

Only if you wish to use it without the internet. You can always access Reader+ via Pearson Places if you have an internet connection.

Will I still see my bookmarks, notes and highlights if I use the offline desktop app?

Yes. If the internet is available when you open the desktop app, your books will be updated to include any new bookmarks, notes or highlights you may have made in the online version of the eBooks.

We're here to help. If you have any questions or difficulties, please reach out to us via livechat or using the detail below.

If you have any difficulties or need assistance, please contact us;

Phone: **1300 473 277** Email: **help@pearson.com.au**



Pearson Places.
Your place, your digital toolbox.

 [pearson.com.au](https://www.pearson.com.au)

 [pinterest.com/pearsonau](https://www.pinterest.com/pearsonau)

 twitter.com/Pearson_au

 [facebook.com/PearsonAustralia](https://www.facebook.com/PearsonAustralia)

 [linkedin.com/company/pearson-australia](https://www.linkedin.com/company/pearson-australia)

Pearson Australia a division of
Pearson Australia Group Pty Ltd
ABN 40 004 245 943
PO Box 23360 Melbourne VIC 8012